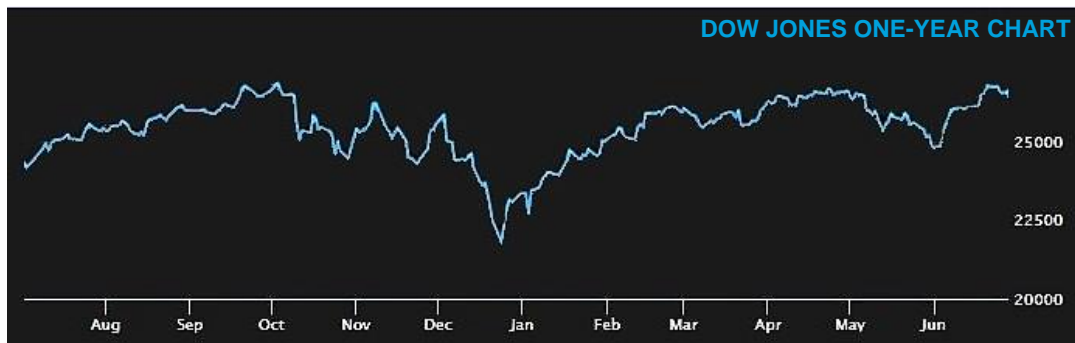


HEADLINES

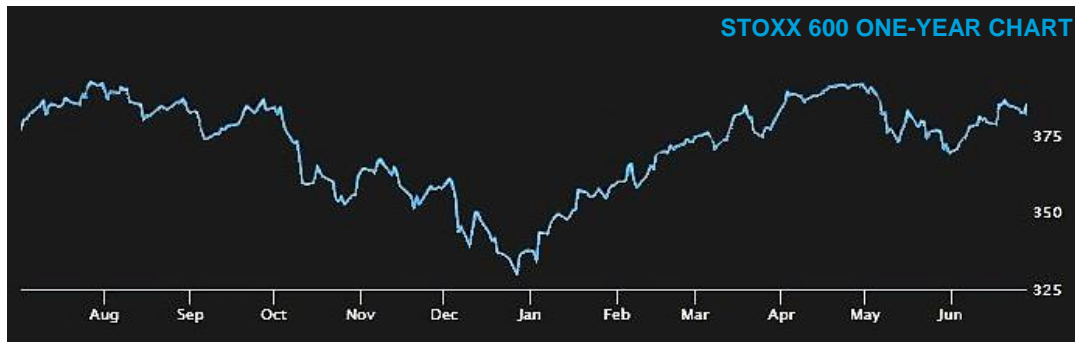
US MARKETS

The Dow and S&P 500 rose to record highs, advancing 0.85% and 0.23% respectively, while the Nasdaq dropped 0.08%. Gains were driven by a rally among healthcare stocks after the White House dropped a proposal that would have required health insurers to pass rebates received from drugmakers on to Medicare patients. UnitedHealth jumped 5.5%, while CVS Health and Cigna rose 4.7% and 9.2% respectively. Meanwhile, drugmakers Merck & Co and Pfizer respectively fell 4.5% and 2.5% in response to the update. In corporate news, Delta Air Lines added just over 1% as it reported and earnings beat. In the way of economic data, the US consumer price index rose more than expected in June, rising 0.1%. The inflation measure rose 1.6% year-on-year, also as forecasted.



EUROPEAN MARKETS

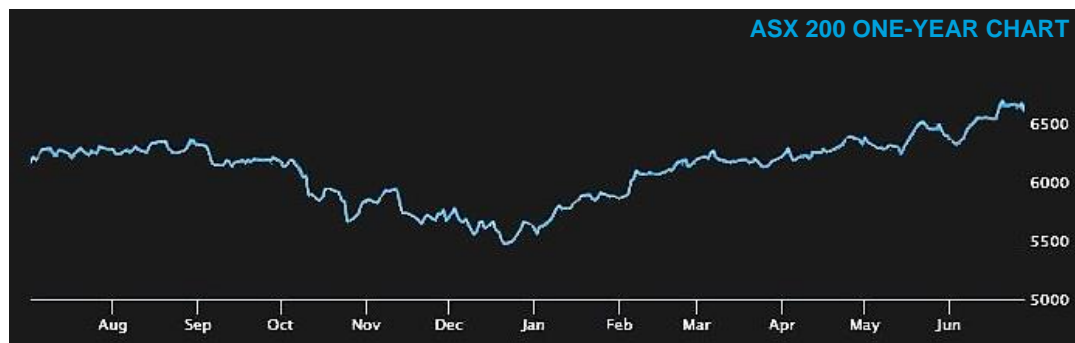
European stocks closed in negative territory on Thursday after the IMF said that the Euro zone faces risks stemming from the ongoing trade tensions, Brexit, and Italy. European pharmaceutical companies were on the pullback on worries over the US government's proposal to eliminate drug rebates. AstraZeneca, GlaxoSmithKline, Novartis, and Sanofi were between



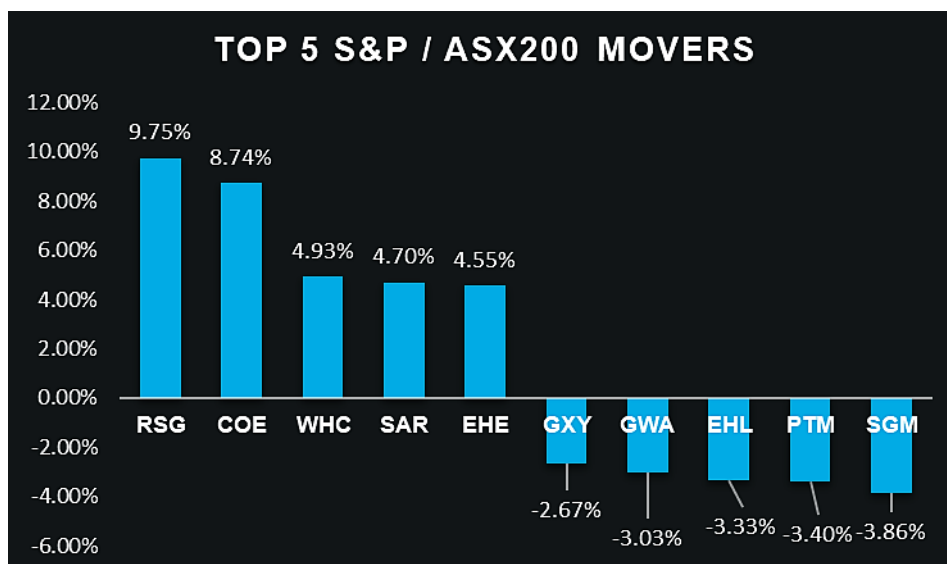
0.7–1.9% lower. Elsewhere, German manufacturer Gerresheimer rose nearly 14% on strong Q2 results and after confirming its revenue guidance for the year. In the UK, the Bank of England's Financial Stability Report suggested that British banks hold enough capital to cope with the simultaneous risks of a no-deal Brexit and a global trade war, but warned of the economic risk of a fall in overseas investment into some British assets due to Brexit. In France, the Senate approved a tax on revenue of tech giants such as Amazon, Facebook, and Google warning. The STOXX 600, DAX, and FTSE 100 fell 0.12%, 0.33%, and 0.28% respectively.

AUSTRALIAN MARKET

Australian shares closed higher on Thursday, adding 26 points or 0.39% to close at 6,716. Energy was among the best performing sectors during the session thanks to an overnight spike in oil prices. Meanwhile, gold miners helped lift the materials index as the price of the metal reached a one-week high. Newcrest and Northern Star added around 2% each, while Regis and Saracen each gained over 4%. Resolute Mining rose to the top of the index after receiving an additional boost following an upgrade to 'buy' by Goldman Sachs. Elsewhere, Whitehaven Coal gained nearly 5% after a strong production update. In terms of data, the value of owner-occupier home loans fell 2.7% in May.



TOP MOVERS (PREVIOUS SESSION)



MARKET DATA

INDICES	CLOSE	CHANGE	FX	CLOSE	CHANGE	COMMODITIES	PRICE (US\$)	CHANGE	AU BONDS	RATES
ASX 200	6716	0.39%	AUD/USD	0.6973	0.00%	GOLD	\$1,405.42	-1.05%	1 YEAR	0.96
SPI FUTURES	6628	-0.39%	AUD/NZD	1.046	-0.05%	SILVER	\$15.13	-0.80%	2 YEAR	0.98
DOW	27088	0.85%	AUD/EUR	0.6195	0.02%	PLATINUM	\$820.50	-0.49%	3 YEAR	1.00
FTSE 100	7510	-0.28%	AUD/GBP	0.5567	-0.03%	BRENT CRUDE	\$66.83	-0.27%	4 YEAR	1.03
NIKKEI 225	21644	0.51%	AUD/YEN	75.65	0.01%	NATURAL GAS	\$2.41	-1.39%	5 YEAR	1.05
HANG SENG	28432	0.81%	EUR/USD	1.126	0.01%	COPPER	\$2.68	-0.39%	10 YEAR	1.42
VIX	13	-0.77%	GBP/USD	1.2525	0.01%	IRON ORE	\$120.32	-0.43%	15 YEAR	1.67

WEEKLY ECONOMIC CALENDAR

FRI	12 TH JULY	MON	15 TH JULY	TUES	16 TH JULY	WED	17 TH JULY	THURS	18 TH JULY
	Euro-Zone Industrial Production (YoY) (MAY)		Industrial Production (YoY) (JUN)		RBA Minutes of July Policy Meeting (JUL)		Euro-Zone Consumer Price Index (MoM) (JUN)		Unemployment Rate (JUN)
	Producer Price Index Ex Food and Energy (MoM) (JUN)		Gross Domestic Product (YoY) (2Q)		Retail Sales Advance (MoM) (JUN)		Housing Starts (MoM) (JUN)		Leading Index (JUN)

TODAY'S CORPORATE ACTIONS

SECURITY	ACTIONS
CZNO	NEW LISTING: [CZNO] CORAZON OPT JUL22
ELE	RENAME: [IOR] INDIORE FPO NEW: [ELE] ELMORE FPO
JRL	QUOTED: Ex Entitlement
PPCHB	CHANGE OF IR: [PPCHB] PEET SFYM3WU 6.3799% NEW: 5.7787%
RD1RB	CHANGE OF DESC: REG DIRECT RTS15JULD NEW: REG DIRECT RTS 15JUL
SPWHA	NEW LISTING: [SPWHA] SAPPHI XXI A2 FRN 50
VIA	QUOTED: Ex Entitlement

Important Disclaimer: This may affect your legal rights: This document has been prepared without consideration of any specific client's financial situation, particular needs and investment objectives. While this document is based on the information from sources which are considered reliable, no responsibility is accepted by Third Party Platform Pty Ltd ABN 74 121 227 905 AFSL 314 341 trading as Desktop Broker, its directors, employees and consultants for its accuracy and completeness which are not guaranteed and no warranty of accuracy, completeness or reliability is given or implied and no responsibility for any loss or damage arising in any way for any representation, act or omission is accepted. Nor does Desktop Broker accept any responsibility to inform you of any matter that subsequently comes to its notice, which may affect any of the information contained in this document. This document is a private communication to advisors and is not intended for public circulation or for the use of any third party. This is general investment advice only and does not constitute advice to any person.

Disclosure of Interest: Desktop Broker receives commission from dealing in securities and its associates may hold shares in the companies contained in this report.